


■ **Photo**



■ **Features**

- 0.28 Inch Single Digit Display
- Long lifetime operation
- IC compatible
- Low power dissipation
- Gray surface & white segment or dot
- RoHS compliant

■ **Applications**

- Counting device
- Clock

■ **Absolute Maximum Rating (Ta=25°C)**

Item	Symbol	Value		Unit
		B/TG	YG/Y/O/R	
DC Forward Current	I <sub>F</sub>	25	25	mA
Pulse Forward Current*	I <sub>FP</sub>	80	80	mA
Reverse Voltage	V <sub>R</sub>	5	5	V
Power Dissipation	P <sub>t</sub>	90	65	mW
Operating Temperature	T <sub>opr</sub>	-30~ +85		°C
Storage Temperature	T <sub>stg</sub>	-40~ +100		°C
Lead Soldering Temperature(1.6mm Below body)	T <sub>sol</sub>	260°C/3sec		°C

\*Pulse width Max.10ms Duty ratio max 1/10

\*Reflow time Max.3seconds

■ **Electrical -Optical Characteristics (Ta=25°C)**

Part Number	Color		V <sub>F</sub> (V)			I <sub>R</sub> (μA)	I <sub>v</sub> (mcd)			λD(nm)			
			Min.	Typ.	Max.	Max.	Min.	Typ.	Max.	Min.	Typ.	Max.	
			I <sub>F</sub> =20mA			V <sub>R</sub> =5V	I <sub>F</sub> =10mA			I <sub>F</sub> =20mA			
OSK1028A-IB(LB)	Blue	B	■	-	3.1	3.6	100	3	9	15	465	470	475
OSK1028A-IG(LG)	True green	TG	■	-	3.1	3.6	100	5	10	15	510	520	530
OSK1028A-IYG(LYG)	Yellow green	YG	■	-	2.1	2.6	100	2	6	10	565	570	575
OSK1028A-IY(LY)	Yellow	Y	■	-	2.1	2.6	100	2	6	10	585	590	595
OSK1028A-IO(LO)	Orange	O	■	-	2.1	2.6	100	2	6	10	600	605	610
OSK1028A-IR(LR)	Red	R	■	-	2.1	2.6	100	2	6	10	625	630	640

\*1 Tolerance of measurements of dominant wavelength is±1nm

\*2 Tolerance of measurements of luminous intensity is±15%

\*3 Tolerance of measurements of forward voltage is±0.1V

<b>0.28 Inch Single Digit SMD Display</b>
<b>OSK1028A-IX(Common Anode type)</b>
<b>OSK1028A-LX (Common Cathode type)</b>

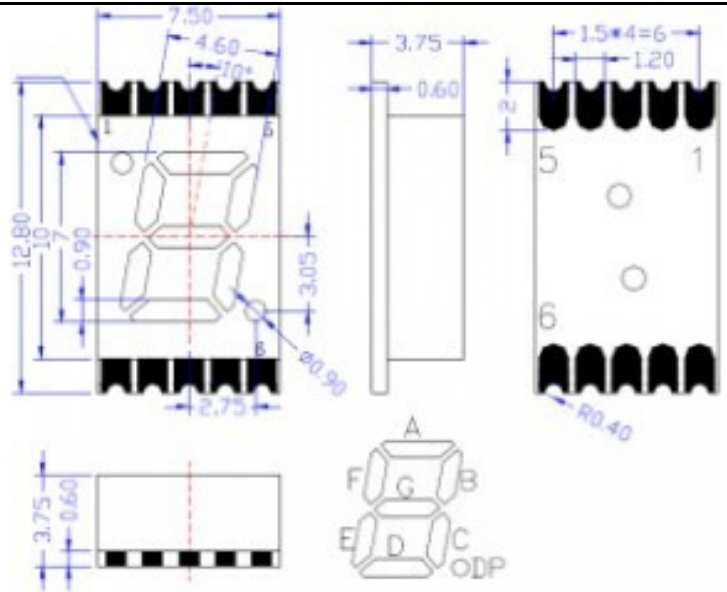
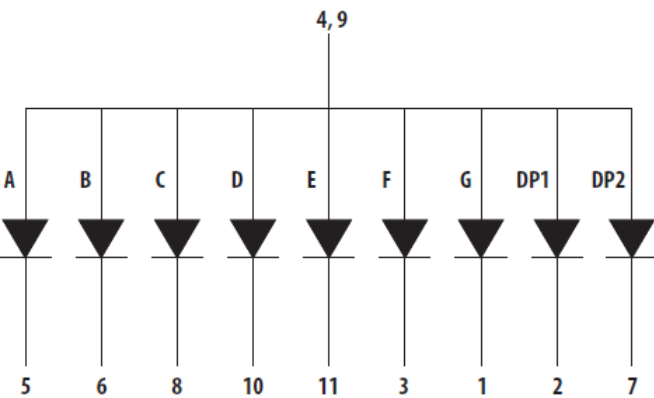
**Package Dimensions**

**OSK1028A-IX**

**(Common Anode type)**

Note:

1,Unit : mm( Tolerance:±0.25mm unless otherwise noted)

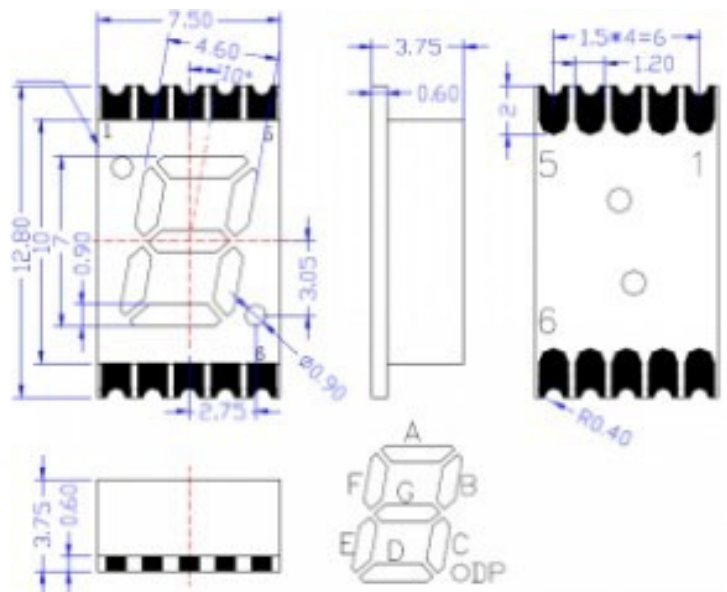
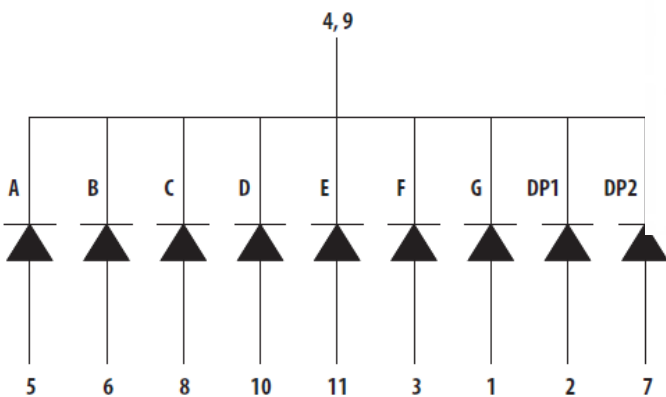


**OSK11028A-LX**

**(Common Cathode type)**

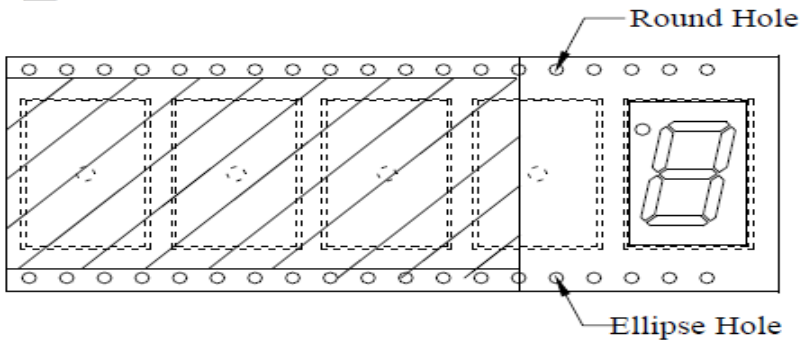
Note:

1,Unit : mm( Tolerance:±0.25mm unless otherwise noted)

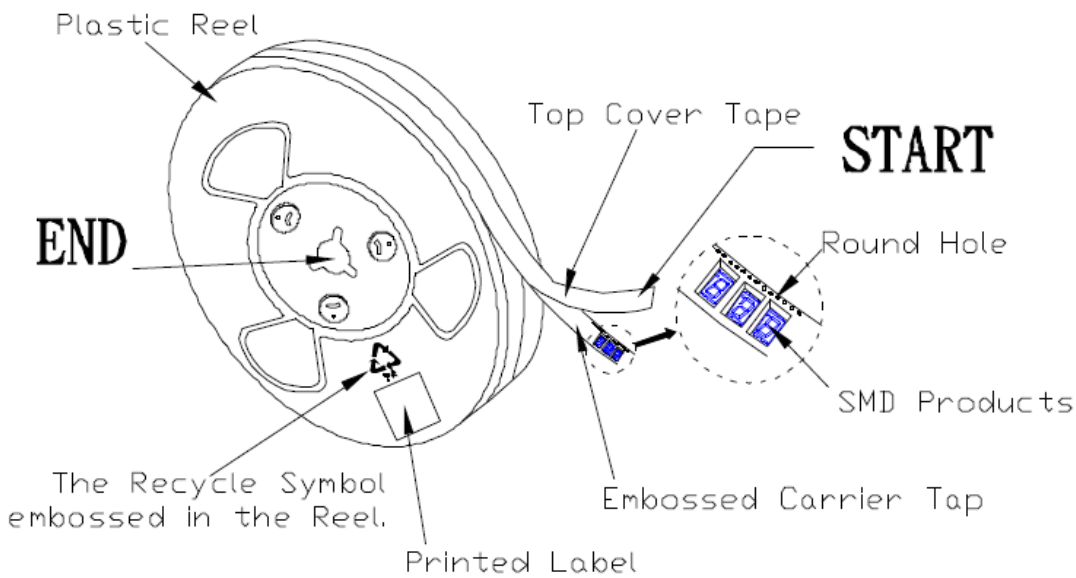


<b>0.28 Inch Single Digit SMD Display</b>
<b>OSK1028A-IX(Common Anode type)</b>
<b>OSK1028A-LX (Common Cathode type)</b>

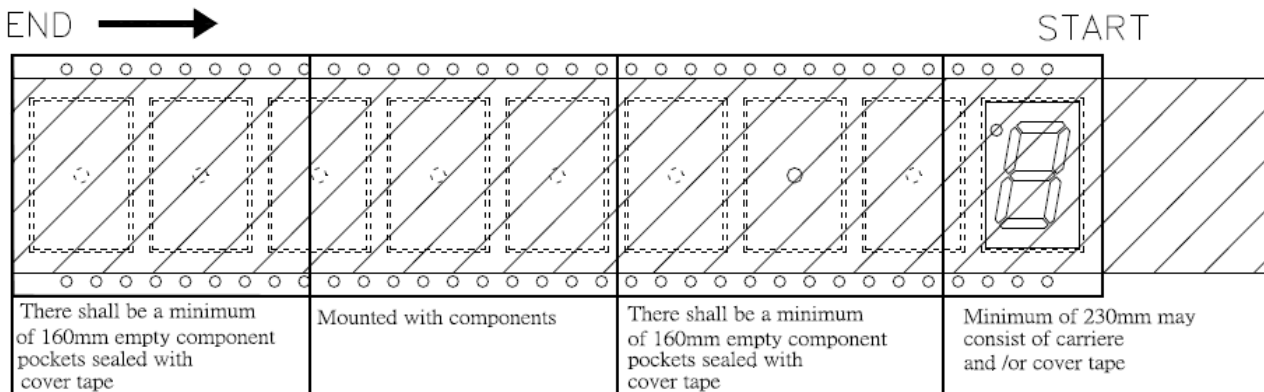
**■ The Products In The Reel Of Direction**



**■ Label Direction & Content In The Roll**



**■ USER FEED DIRECTION**



**■ Package Criteria:**

- 1. Total unit per reel is 1000PCS.**  
Max 5 reels/5000PCS are packaged in each carton



## CAUTION

This bag contains

### MOISTURE-SENSITIVE DEVICES

LEVEL

3

1. Calculated shelf life in sealed bag:12 months at $<40^{\circ}\text{C}$  and  $<90\%$  relative humidity (RH).
2. Peak package body temperature:Per Product Label
3. After bag is opened,devices that will be subjected to reflow solder or other high temperature process must be
  - a)Mounted within:168 hours of factory conditions $\leq 30^{\circ}\text{C}/60\%RH$
  - b)stored per J-STD-033
4. Devices require bake,before mounting,if:
  - a)Humidity Indicator Card is  $>10\%$ when read at  $23 \pm 5^{\circ}\text{C}$
  - b)3a or 3b not met.
- 5.If baking is required,devices may be baked for 20 hours at  $60 \pm 5^{\circ}\text{C}$

**Bag Seal Date:** \_\_\_\_\_

If Blank,see adjacent bar code label

Note:Level and body temperature defined by IPC/JEDEC J-STD-020